

# UBC and CDP Cooperation

Utilizing CDP benchmarking tool for  
strategies and leadership in UBC cities

Climate Leadership in BSR Cities  
Report for UBC GC 2017

*Presentation / guidelines from CDP included as ANNEX*

# CDP Profile

- CDP – provides the world’s only global natural capital disclosure system.
- CDP is the world’s leading organization on voluntary Climate reporting.
- Currently over 500 cities, 100 states and regions, and more than 5500 companies – representing 81% of the global 500 and over 50% of the market capitalization of the world’s largest 30 stock exchanges – use the system to report, share and take action on climate change every year.
- CDP analyses the data provided by the companies, governments and cities to create knowledge and provide reports on the findings. The insights this brings enables investors, companies, cities and governments to understand and act on the business case for reducing impacts on the environment and natural resources.
- Over 800 institutional investors representing over a third of the worlds invested capital rely on the CDP system. CDP is a global not-for-profit organization, founded in 2000 and headquartered in London.

# UBC Profile

- ***UBC is the leading city network in Baltic Sea region (BSR)***
- Around 90 member cities in 10 BSR countries (EE, DE, DK, FI, LT, LV, NO, PL, SE, RU)
- 7 Commissions, UBC Sustainable Cities Commission coordinates the UBC + CDP cooperation
- Networking and easy benchmarking
- Regional / Global visibility
- Leadership for Climate-smart Baltic Cities is a key focus for UBC's work and UBC Sustainability Action Programme 2016–2021 / UBC Strategic Framework 2016–2021

## UBC + CDP

- 2016 already 9 UBC cities report to CDP
- Goal of 2017: 24 cities UBC cities report to CDP
- Goal of 2018: 48 cities UBC cities report to CDP



## KEY POINTS:

1. UBC is the leading city network of cities in Baltic Sea region and CDP is the world's leading organization on voluntary Climate reporting.
2. UBC-CDP cooperation is formalized and guided by a **Memorandum of Understanding** signed at the Executive Board Meeting in Stockholm, November 2016.
3. The Baltic Sea and Nordic regions are well-known for advanced Climate policies and ambitious cities that can provide **useful experiences and tested examples** for other parts of the world.
4. *UBC and CDP join their competences and create a **state-of-the-art Climate Leadership report** to be launched at the 14th General Conference of the UBC (Växjö, Sweden October 2017).*



# Goals for Cooperation

## - Climate smart leadership

- Improved knowledge and understanding are basis for efficient action. UBC Strategic Framework puts a strong emphasis to cooperation with other organizations. Working with partners whose competences complement our own provides good synergy.
- Following the UBC Sustainability Action Programme 2016 – 2021, as adopted at the 13<sup>th</sup> General Conference, **Leadership for Climate-smart Baltic Cities** is a key focus for UBC's work.
- As **Climate-smart leaders** cities are seen as cities that take climate change aspects into consideration in their entire decision making, e.g., in urban planning, mobility planning, energy related actions (efficiency, production) and buildings.
  - Many UBC cities indeed seek to take the leadership in becoming climate-smart, decreasing their greenhouse gas emissions and using renewable energy sources efficiently.



# Creating the Report - Responsibilities and schedule:

## CDP

CDP sends to UBC all the documents needed each year, including:

- The CDP Cities Information Request;
  - *Issue the electronic invitation and authentication to UBC cities via its online system.*
- CDP will supply the cover letter in English (UBC translates if needed).
- The CDP Cities Process Guide;
- The CDP Design Guidelines;
- The CDP Cities Scoring Methodology
- Participate in the report making
- Participate in the UBC General Conference and present results from the CDP Cities Programme
- Support UBC to raise funds for the joint work (MOU, p. 4/6)

## UBC

UBC encourage and support cities to report to CDP in 2017, including

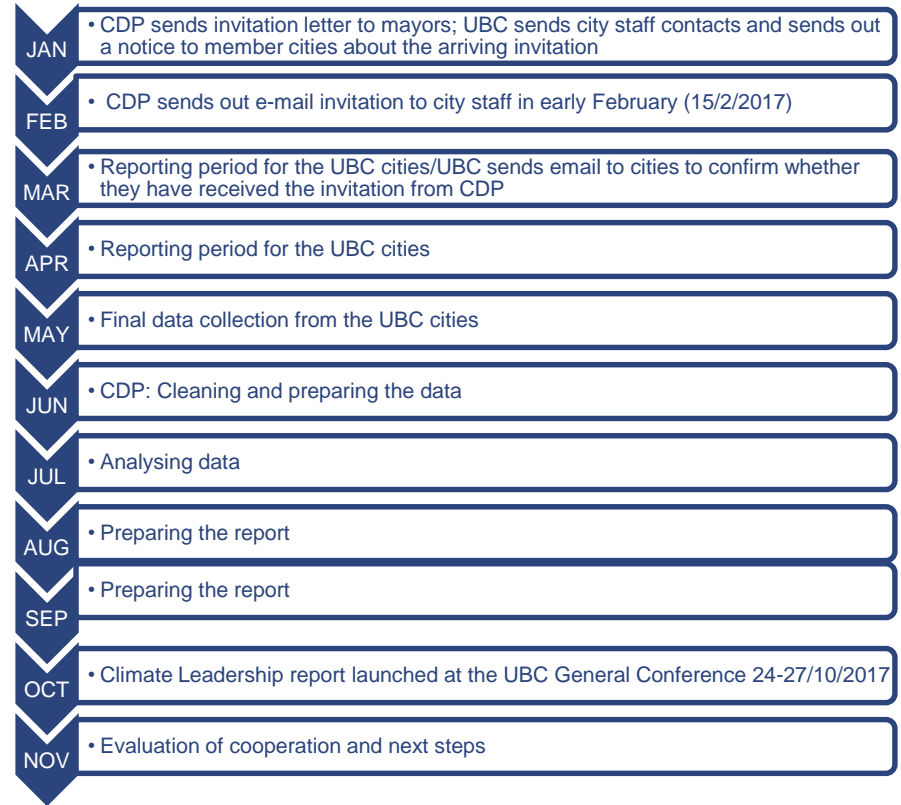
- Provide city contact details to CDP for issuing the Cities Information Request /invitation and authentication to UBC members
- UBC sends the CDP Information Request and cover letter by email to its members by 15.2.2017.
  - Makes the Cities Information request and other relevant documents available to its members by 15/2/each year.
- Produce and publish a Report on the data reported by UBC member cities.
  - To be published in UBC General Conference, Växjö 10/2017
  - Communicational outreach related to the Report

# Creating the Report - Responsibilities and schedule:

## BOTH

- Agree on the final list of cities will that will take part in reporting
- Respects the confidential policies (MOU, p. 4/6)
- **Report:**
  - CDP and UBC will jointly agree the Report's topic.
  - The Report's design, branding, languages, copyright, and topic of the report will be decided in consultation with CDP.
  - All press releases, advertising and public communications need CDP's approval, allowing at least 5 days for comment.
  - Press information sharing: Monitor and send to CDP's Communications Manager on a monthly basis all coverage of the Report.
  - Acknowledgement: Include CDP London staff contact details in all public relations, press releases and communications about the Report

## SCHEDULE





## Financial matters and fundraising

- UBC is responsible for their costs in fulfilling commitments
- Consult with CDP on fundraising when CDP would be included in the fundraising proposals
- Be transparent on income and accounting related to CDP (more on financial matters in MOU, p. 4/6)



# Key messages

## What the cooperation brings – added value for both actors?

- UBC and CDP have complementary aims, and beneficial cooperation utilizes the specific strengths of each organization to create outcomes that neither of them could easily achieve on its own and provides good synergy.
- CDP strives constantly to build new knowledge and is interested in the Climate Leadership examples of BSR cities. The reporting system of CDP will also benefit from having more BSR cities using it.
- Involving more BSR cities to report for CDP and then by utilizing the analytical tools of CDP registry for studying the strategic leadership and key actions of these cities.

## Climate Leadership as the basis for UBC activities

- The Baltic Sea and Nordic regions are well-known for advanced Climate policies and ambitious cities that can provide useful experiences and tested examples for other parts of the world.
- Offers an international platform for cities to promote and share climate change excellence
- Offers an international platform for city-to-city learning in climate change mitigation
- Leadership for Climate-smart Baltic Cities is a key focus for UBC's work:
  - Promoting cities as drivers for smart, sustainable, green and resource-efficient growth; UBC cities as key actors in combating climate change (decreasing greenhouse gas emissions, using renewable energy sources efficiently, goals for carbon neutrality etc.)
  - Reaching the EU/UN and other international goals and agreements

# Key messages

## How will cities benefit of the cooperation?

- Offers CDP's advanced climate reporting tool for learning and disseminating information
- Helps cities and business sector to identify improvement opportunities and innovations to develop their climate change policies and to adapt new methods
- Helps cities to find common solutions for common climate change-related challenges
- *Facilitates creation and usage of data that can be utilized as a base for strategic decision making*
- Increases market attractiveness of cities for investments through trustworthy data
- Cross-sectorial collaboration is the key for more resilient cities in the face of climate change – cities are not isolated in their efforts
- From management to action!

# Communication materials

- Publications:
  - UBC SCC's Sustainable Cities Bulletin (electronic, published 4/year)
  - UBC's Baltic Cities bulletin (printed, published 2/year)
- Promotional materials for cities
  - Ppt-presentation for cities "Activities and goals for UBC + CDP cooperation"
  - Electronic theme banners and (info)graphics to web, social media etc.
- UBC theme newsletter (published whenever relevant)
- Press releases (January and October 2017)
- ***Main outcome: Climate Leadership in Baltic Sea Region Cities Report***
- *Also: keynote speakers for UBC GC plus UBC messages / reputation spreading through CDP...*
- *Overall communication plan is under finalization.*

# Promotion and communication plan 2017 1/3

Task / milestone	Objective	Key messages	Channels	Timetable	responsible person	Costs	Notes
Planning	Joint understanding of roles and responsibilities	Agenda	Skype/Adobe	2.12. at 11 Finnish time / 9 UK time			
Press release	Launching of the cooperation	UBC Cities as climate smart leaders + CDP's cooperation and tool	Media	January 2017	UBC creates jointly with CDP; UBC sends to media lists; UBC + CDP promotes in their communication channels		
Promotion of CDP to UBC members	Invite UBC cities to join CDP cooperation and reporting	Building and developing; Climate smart leadership;	Email	Start end of January - Deadline 15 Feb 2017	UBC SCC creates and UBC secretariat send to cities		

# Promotion and communication plan 2017 2/3

Task / milestone	Objective	Key messages	Channels	Timetable	Contact person	Costs	Notes
UBC Executive Board meeting	To keep EB members informed about the cooperation and its next steps		Meeting	15-17 Feb	UBC Secretary General Pawel Zabocklicki, Björn Grönholm		
Reporting period to UBC cities	Activate and reminding		Email	March-April	UBC SCC		
Monthly reports from UBC to CDP	Common understanding of process		Email / document	1/month	UBC to be discussed		



# Promotion and communication plan 2017 3/3

Task / milestone	Objective	Key messages	Channels	Timetable	Contact person	Costs	Notes
Evaluation phase	Analysing and summaising results		Phone Emails Meetings		UBC SCC Björn Grönholm, Risto Veivo, Saara Vauramo		
E-report	Disseminate results and objectives			Autumn			
Report launch	Disseminate results and objectives		UBC communication channels, CDP channels	UBC General Conference in Växjö 24-27 October	UBC / CDP		Specific communication plan during spring-summer 2017
Evaluation of the cooperation and next steps				October- November			

# Contact persons / roles

## **CDP:**

Conor Riffle,  
conor.riffle@cdp.net,

## **UBC:**

### **Operational tasks:**

Anna Kotaviita, UBC SCC Secretariat, Communications Coordinator  
anna.kotaviita@turku.fi, +358 40 628 2725

Irene Pendolin, UBC, Communications Manager  
irene.pendolin@turku.fi, +358 40 848 6242

Kristiina Paju, UBC SCC Secretariat, Project Planner  
kristiina.paju@turku.fi, +358 40 197 2267

### **Content output:**

Risto Veivo, UBC SCC Co-Chair, City of Turku  
risto.veivo@turku.fi, +358 50 559 0417

Saara Vauramo, UBC SCC Advisory Board Member, City of Lahti  
saara.vauramo@lahti.fi, +358 44 716 1585

Björn Grönholm, UBC SCC Secretariat  
bjorn.gronholm@ubc.net, +358 449075987

# Take a look at UBC Communication channels

Websites:

[www.ubc.net](http://www.ubc.net)

[www.ubc-sustainable.net](http://www.ubc-sustainable.net)



Union of the Baltic Cities

<https://www.facebook.com/UnionoftheBalticCities/>

Union of the Baltic Cities, Sustainable Cities Commission

<https://www.facebook.com/ubcenvcom/?surface=rese>



Union of the Baltic Cities, Sustainable Cities Commission


[https://twitter.com/UBC\\_Sustainable](https://twitter.com/UBC_Sustainable)

# THANK YOU!

[www.ubc.net](http://www.ubc.net)

Secretariat of the Union of the Baltic Cities  
Wały Jagiellońskie 1, 80-853 Gdańsk, Poland  
Tel. + 48 58 3010917, + 48 58 3019123

Sustainable Cities Commission Secretariat  
Vanha Suurtori 7, FI-20500 Turku, Finland  
[sustainability\(at\)ubc.net](mailto:sustainability(at)ubc.net), [www.ubc-sustainable.net](http://www.ubc-sustainable.net)



UBC – CDP call

# Overview of the ORS and Analytics tools

January 13<sup>th</sup>, 2017

Conor Riffle, Director, Cities and Data Product Innovation

Alice de Palma, Project Coordinator



---

# Agenda

---

- ▼ Starting the reporting process
- ▼ CDP Cities Questionnaire
- ▼ Feedback chart
- ▼ City Snapshot report
- ▼ Cities Analytics
- ▼ Accessing CDP Cities' public data
- ▼ Key Disclosure dates

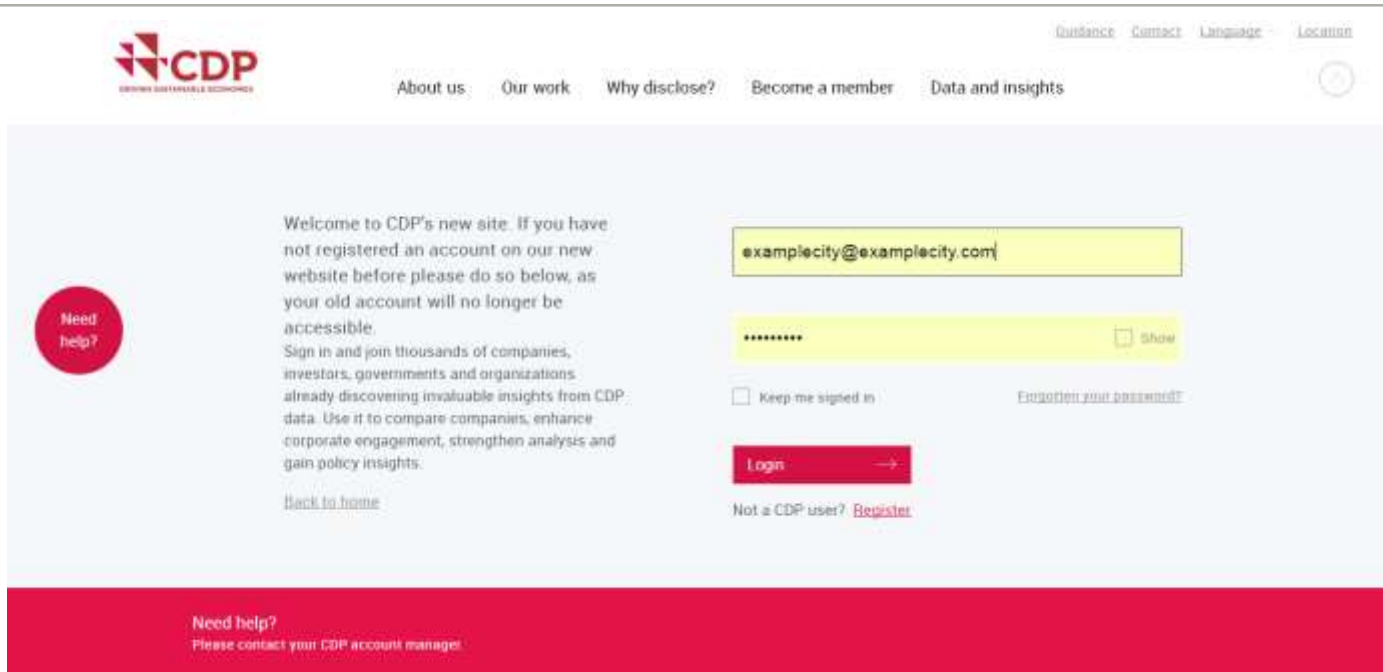
# Starting the reporting process

# Activating your CDP account

- ▼ CDP sends out an invitation email containing a unique activation link
- ▼ Click on activation link
- ▼ Create your new password
- ▼ Confirm your email address
- ▼ Access your dashboard & questionnaire

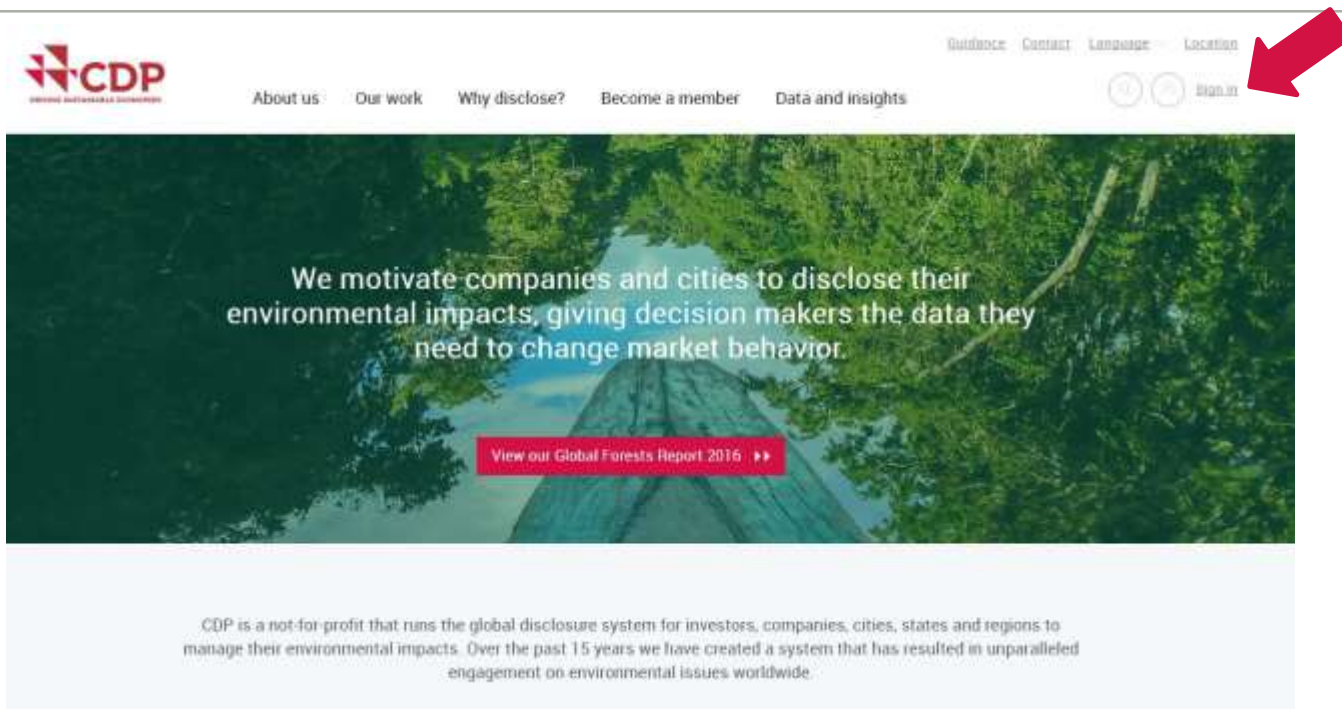
A screenshot of the CDP registration form. It features several input fields: an email field with 'cdpcityexample@gmail.com', a city field with 'CDPCityExample', a city field with 'CDPCity', and a city field with 'Example'. Below these is a 'New password' field with a 'Show' toggle. A red 'Register' button is at the bottom. A note says 'Not your email and city? Please contact [cities@cdp.net](mailto:cities@cdp.net) to complete your registration.' and a footer note says 'Registering confirms you agree to CDP's Terms & Conditions and Privacy Policy.'

# CDP login page



The screenshot shows the CDP login page. At the top left is the CDP logo with the tagline "DRIVING SUSTAINABLE ECONOMIES". To the right are links for "Guidance", "Contact", "Language", and "Location". Below these are navigation links: "About us", "Our work", "Why disclose?", "Become a member", and "Data and insights". A search icon is on the far right. The main content area has a light blue background. On the left is a red circular button labeled "Need help?". The central text reads: "Welcome to CDP's new site. If you have not registered an account on our new website before please do so below, as your old account will no longer be accessible. Sign in and join thousands of companies, investors, governments and organizations already discovering invaluable insights from CDP data. Use it to compare companies, enhance corporate engagement, strengthen analysis and gain policy insights. [Back to home](#)". On the right is a login form with a yellow input field for the email "examplecity@examplecity.com", a yellow input field for a password "\*\*\*\*\*" with a "Show" button, a "Keep me signed in" checkbox, a "Forgot your password?" link, a red "Login" button with a right arrow, and a "Not a CDP user? [Register](#)" link. A red footer bar at the bottom contains the text "Need help? Please contact your CDP account manager".

Visit [www.cdp.net/](http://www.cdp.net/) and click 'sign in'





# CDP Cities Dashboard

The screenshot shows the CDP Cities Dashboard. At the top, there is a breadcrumb trail: Home > RESOURCES > CDP Cities Dashboard. Below this, a welcome message reads: "Welcome to your dashboard. This is where you can access your questionnaire, view Cities Analytics, download guidance documents, and learn about upcoming events." The main content area is titled "CDP Cities 2016" and features a large card with a document icon and the text "Respond to your CDP Cities 2016 questionnaire." Below this card is a red button labeled "Edit response" with a right-pointing arrow. Underneath the card is a "Progress" section with a table listing questionnaire items, their completion status, and due dates.

Questionnaire	Completed	Due dates
CDP Cities 2016	<input checked="" type="checkbox"/>	30 April 2016
Supplementary modules		
Compact of Mayors	<input type="checkbox"/>	15 December 2016

On the dashboard you can access:

- ▼ Your questionnaire
- ▼ Feedback for your city
- ▼ Analytics & Insights
- ▼ Announcements
- ▼ Past webinars
- ▼ Resources

# CDP Cities Questionnaire

# CDP Cities Questionnaire

The image displays two screenshots of the CDP Cities 2016 Information Request questionnaire interface.

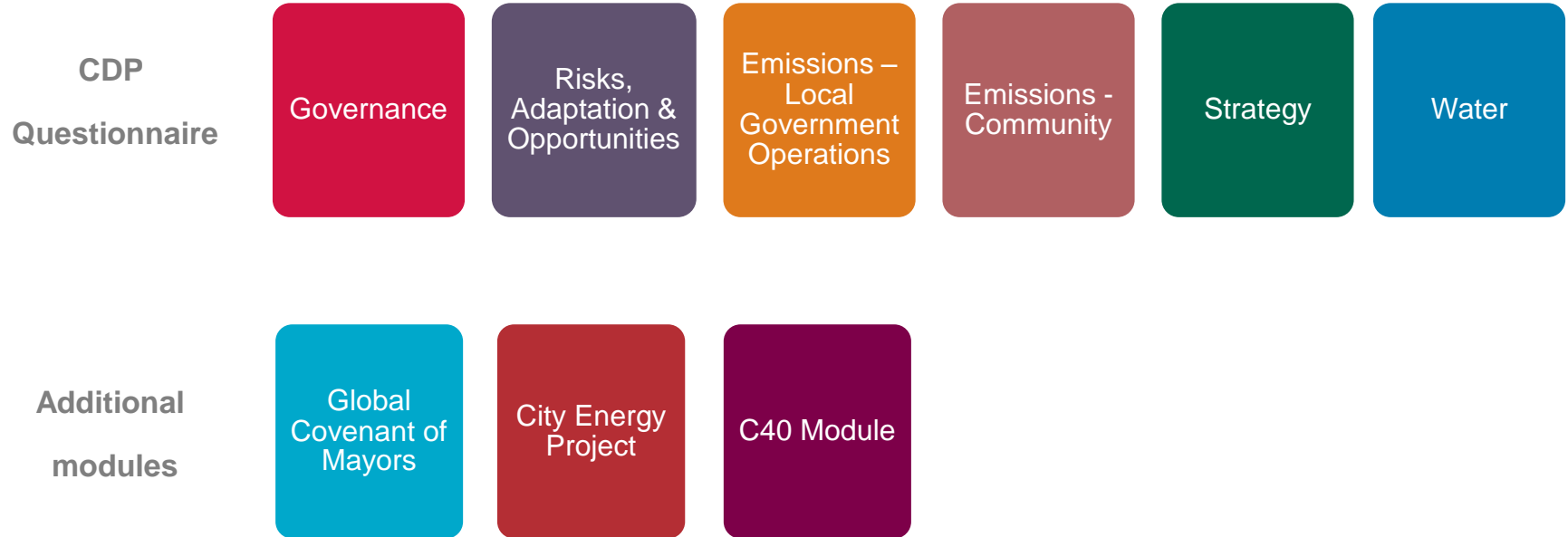
**Left Screenshot: Progress Overview**

- CDP** logo with tagline "DRIVING SUSTAINABLE ECONOMIES".
- Page title: "Vile Test".
- Section: "CDP CITIES 2016".
- Section: "ENTERING YOUR RESPONSE".
- Progress bar: "Programs % Complete".
- Current progress: "CDP Cities 2016 7%".
- Buttons: "Answer Questionnaire", "Compact of Mayors module".
- Section: "SUBMITTING YOUR COMPLETED RESPONSE".
- Options: "Terms & Conditions", "Public", "Submit".
- Form: "I accept T&C" with a checked checkbox and a "SUBMIT" button.
- Form: "Submit Compact of Mayors Module" with an unchecked checkbox.

**Right Screenshot: Introduction Page**

- CDP** logo with tagline "DRIVING SUSTAINABLE ECONOMIES".
- Page title: "CDP Cities 2016 Information Request".
- Navigation tabs: "INTRODUCTION", "DEFINITION", "BODS & ADAPTATION", "OPPORTUNITIES", "GOVERNMENT", "COMMUNITY", "START/END", "COMPACT OF MAYORS".
- Section: "Introduction".
- Text: "PLEASE NOTE THE FOLLOWING:"
- Instructions:
  - To begin your questionnaire, you must answer this introduction page which includes the choice of reporting boundary (government operations, community, both, or neither). On page, the rest of the questionnaire will automatically appear.
  - As you respond to the questionnaire please click "Save" at the bottom of each page to ensure that you do not lose any data. The DRS will timeout after 30 minutes of no activity before stepping away from the questionnaire.
  - If your city participated in the CDP Cities 2013 Information Request, you will benefit from the "Copy from last year" function. If you click on the "Copy from last year" before all responses to some questions that will be copied into the year's responses. Please click the "Copy from last year" before entering data onto a page.
- Question 6.1: "Please give a general description and introduction to your city including your city's boundary as the text box below."
  - Form: "Administrative Boundary" (dropdown menu with "Special city" selected).
  - Form: "Description of city" (text area).
- Question 6.2: "Emissions Accounting Choice".
  - Text: "Reporting emissions is optional for all cities. By checking the boxes below you are indicating that you have fuel and/or greenhouse gas (GHG) emissions data to report (if this is not the case, please select 'Government' to report emissions from your local government operations (sometimes referred to as 'corporate' or 'municipal' emissions))."
  - Text: "Select 'Government' to report emissions from the entire city area over which the city government can exercise a degree of influence through the policies and regulations they implement (including...)"
  - Text: "Select both boxes to report fuel and/or emissions for both categories."
  - Text: "IF YOU HAVE NO FUEL AND/OR GREENHOUSE GAS EMISSIONS TO REPORT DO NOT CHECK EITHER BOX."
  - Form: "Government" (checked checkbox).
  - Form: "Community" (checked checkbox).

# CDP Cities Questionnaire and modules



# Feedback chart



# Feedback chart



- ▼ Access via dashboard
- ▼ Private to your city
- ▼ Use to improve your data quality each year

## Completion indicator:

- ▼ Shows the number of questions answered


## Thoroughness indicator:

- ▼ Measures the quality of the data against key criteria

# City Snapshot Report

# City Snapshot Report

▼ The City Snapshot Report is a two-page overview of the city's response compared to regional averages.



# Example city

CDP Cities 2016

This is your snapshot report based on your answers to the 2016 CDP Questionnaire.  
To see how your city compares to other cities check out [Cities Analytics](#).

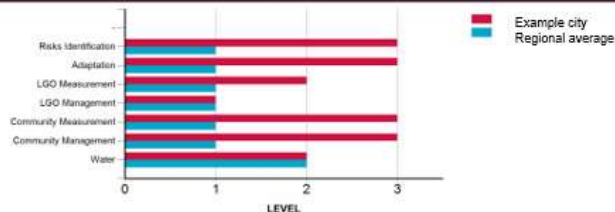
**Public**  
84% of cities disclose publicly

**67** questions answered out of **68** questions available



### Compact of Mayors

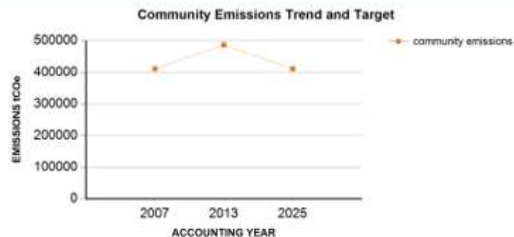
### Thoroughness Indicator



CDP analyzed the breadth and depth of your city's response to the CDP questionnaire. Your city was assessed across 7 themes and measured against 3 levels, with 3 being the highest.  
For more information about the methodology click [here](#).

Climate Action Plan  Vulnerability Assessment  Adaptation Plan

### Community Emissions



This graph shows your most recently reported emissions against your baseline and emissions target (if reported).

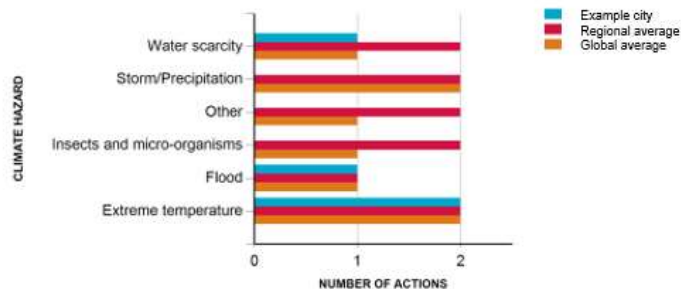
Primary Protocol Used:  
Global Protocol for Community-Scale Greenhouse Gas Emissions Inventories (GPC), (WRI, C40 and ICLEI)

Target Reduction:  
100% by 2025

184 cities have a citywide emissions reduction target.

## Climate Hazards and Adaptation Actions

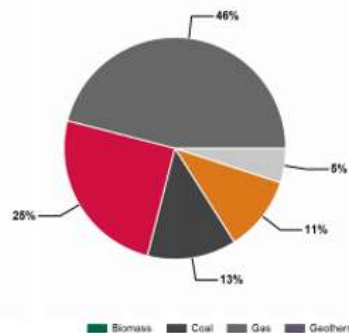
### Number of Adaptation Actions by Climate Hazard



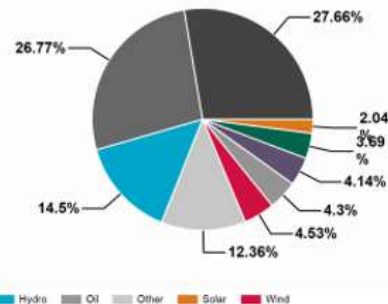
This chart shows the number of adaptation actions reported by your city compared to the region and global average.

## Renewable Energy

### Example city



### Regional Average



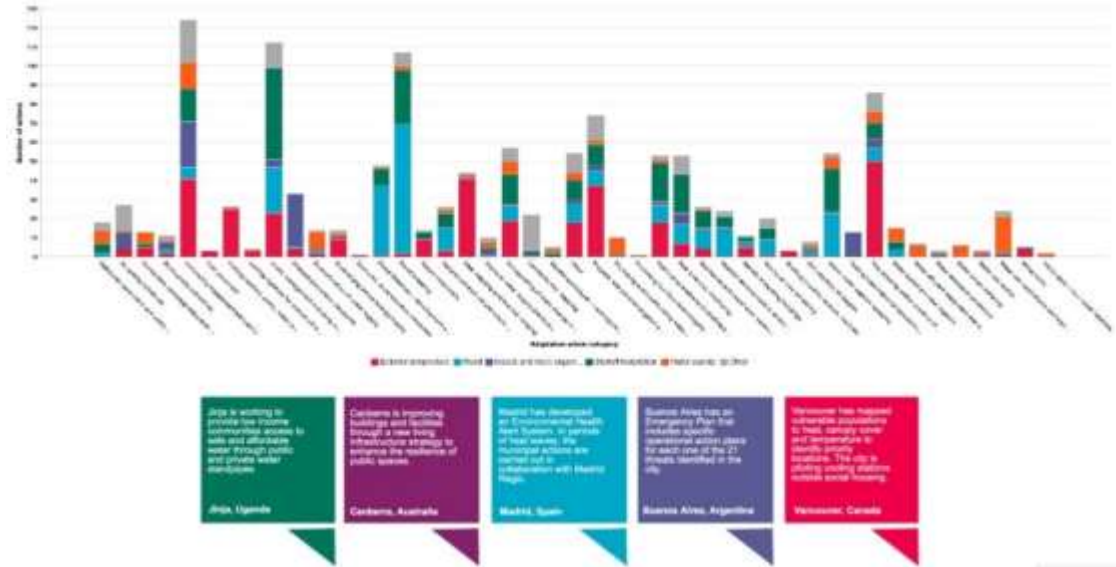
Biomass Coal Gas Geothermal Hydro Oil Other Solar Wind

Cities consume 78% of energy globally. 35% of cities report that already more than 75% of their electricity is from non-fossil fuel sources.

# Cities Analytics

# Cities Analytics

▼ Cities Analytics is an interactive report, which uses data to help drive sustainability efforts in cities.




# Accessing Cities Analytics



On the dashboard you can access:

- ▶ Your questionnaire
- ▶ Feedback for your city
- ▶ **Analytics & Insights**
- ▶ Announcements
- ▶ Past webinars
- ▶ Resources

# Data in Cities Analytics





# Functionality in Analytics

## Filters

Filter by city, region, reporting year, network and others



## Additional data

“Click to see the data” and you can see additional information



## Change chart type

At the top right corner of the chart, click “Change chart type”



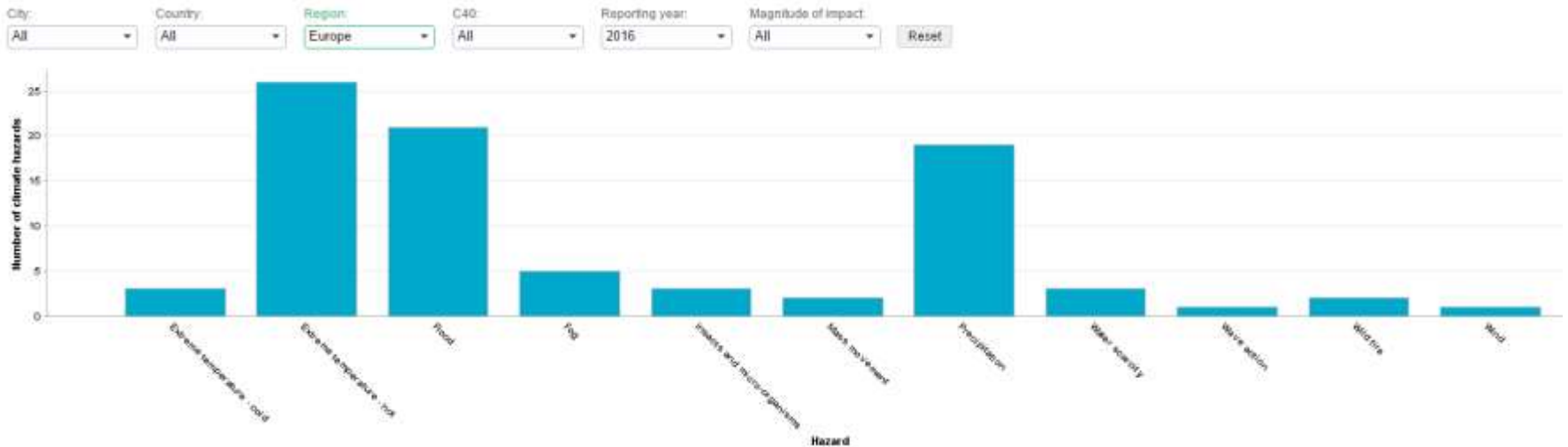
## Export charts

At the top right corner of the chart click “Export”



# Example: Climate hazards

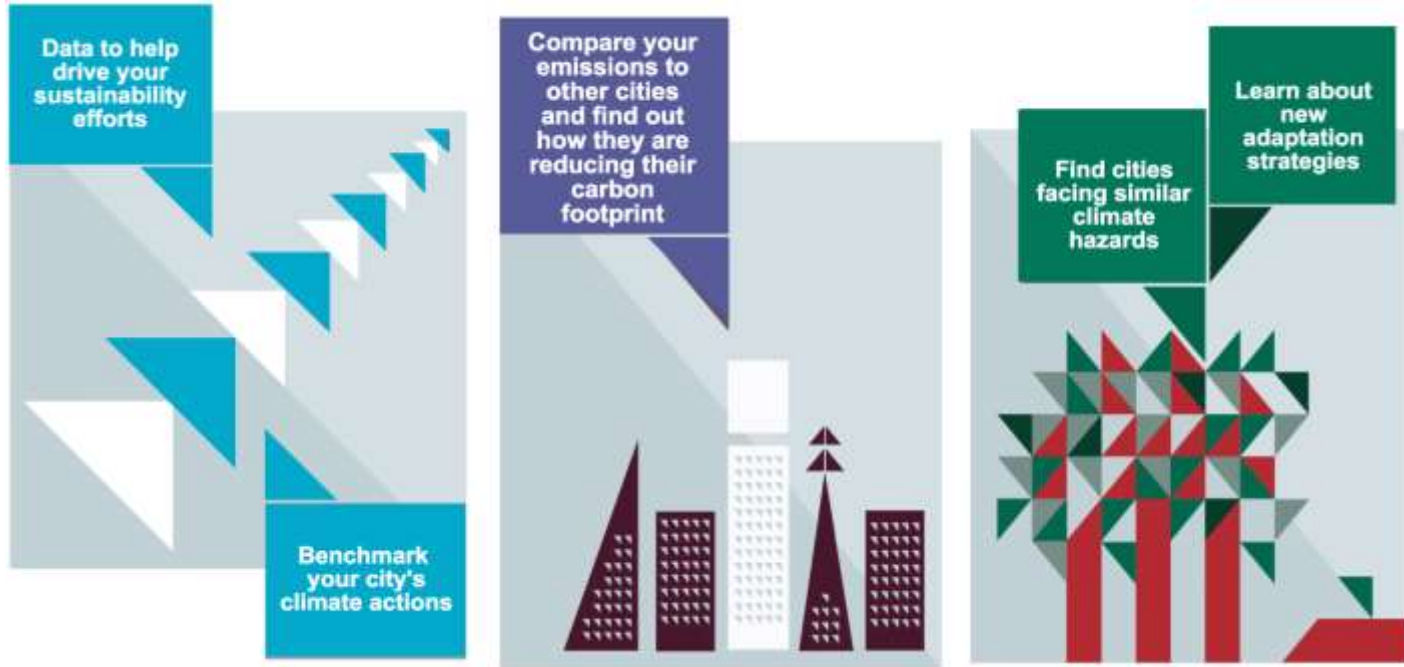
# European cities are facing the risk of extreme hot temperatures, floods and precipitation




# Download additional data to read qualitative answers



# Benefits of Cities Analytics





Cities Analytics is our first stop when researching what other cities are doing, how they do it, and their progress. We are able to find new strategies and compare how our implementation stacks up with other leading cities. Most importantly, it demonstrates that cities are not isolated in their efforts.

Tom Herrod, Climate & GHG Program Administrator  
Denver, Colorado, USA



# Accessing CDP Cities' public data

# View public responses

**CDP**  
DRIVING SUSTAINABLE ECONOMIES

CDP Cities 2015 Information Request  
New York City

Module: Introduction

Page: Introduction

0.1  
Please give a general description and introduction to your city including your city's boundary in the text box below.

New York is the most populous city in the United States and the center of the New York metropolitan area, one of the most populous significant impact upon commerce, finance, media, art, fashion, research, technology, education, and entertainment. The home of it

0.2  
Emissions Accounting Choice

By checking the boxes below you are indicating that you have fuel and/or greenhouse gas (GHG) emissions data to report at this time.

Select 'Government' to report emissions from your local government operations (sometimes referred to as 'corporate' or 'municipal')

Select 'Community' to report emissions from the entire city area over which the city government can exercise a degree of influence if

Select both boxes to report fuel and/or emissions for both inventories.

IF YOU HAVE NO FUEL AND/OR GREENHOUSE GAS EMISSIONS TO REPORT DO NOT CHECK EITHER BOX.

Government  
 Community

Module: Governance

Page: City Details

0.3  
Please provide information about your city's Mayor in the table below.

- ▶ Go to [cdp.net](http://cdp.net)
- ▶ Login
- ▶ Search any city, company, region



## ▼ Citywide emissions 2016



## Historical data since 2013

- ▼ Citywide emissions
- ▼ Emissions reduction targets
- ▼ Emissions reduction activities
- ▼ Risks and timescales

# Key Disclosure dates

# January – June 2017



# July – December 2017



---

Thank You