



Краматорськ

МІСТО МОЖЛИВОСТЕЙ



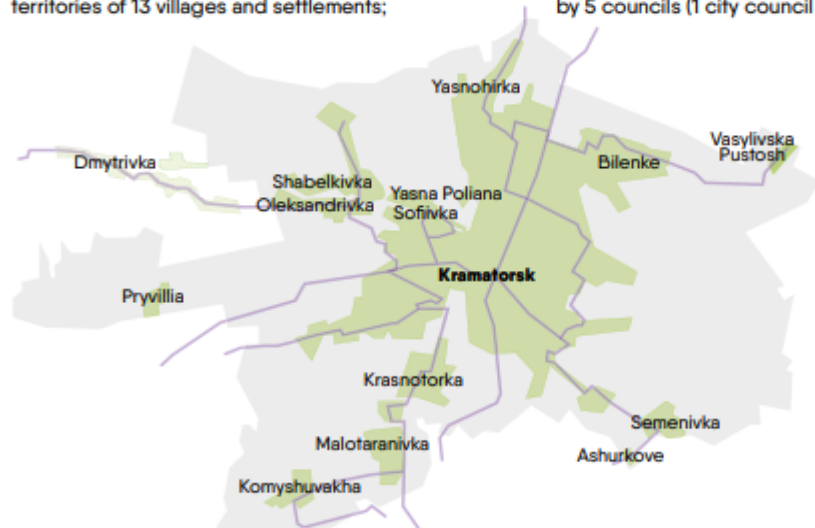


ADMINISTRATIVE AND TERRITORIAL DIVISION

Kramatorsk:

- an agglomeration, including 1 town and adjacent territories of 13 villages and settlements;

- territorial-administrative management is carried out by 5 councils (1 city council and 4 village councils).



On the basis of Kramatorsk city council a territorial community is envisaged to be established. Kramatorsk territorial community will include Kramatorsk city council settlements and Dmytrivka village with a population of 0,7 ths people and an area of 0,04 km².

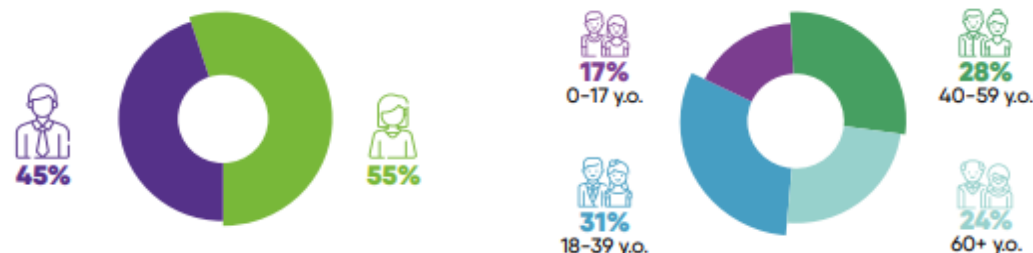
STRUCTURE OF KRAMATORSK CITY COUNCIL*

Administrative status - city of regional subordination - temporary administrative center of Donetsk region	Area (city council) 414,0 km ² , or 0,07% area of the territory of Ukraine	Population (city council) 186,8 ths people, 2 ths people/km ²	Climate moderately-continental
Relief plain-undulating	Average temperature the coldest month: January -4-5°C the warmest month: July +21-22°C	Wind velocity 126 - the average annual number of days with a wind of more than 10 m/s	The level of solar insolation 1250 kW/m per year, or more than 2000 solar hours per year
Relative air humidity 84%	Amount of precipitations from 250 to 650 mm, average value - 420 mm	Time zone UTC+2 winter time, UTC+3 summer time	Minerals sand, chalk, clay mineral pigments, mudstone



DEMOGRAPHIC SITUATION

188 ths people - population of Kramatorsk city council, and also **47,7 ths people** - the number of the registered internally displaced persons.



LABOR MARKET

127,2 ths people (68,1%) - economically active population

46,9 ths people - average number of full-time employees in the enterprises of the main circle

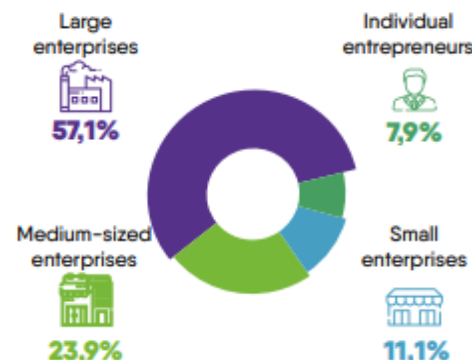
11,1 ths UAH - average monthly salary for 3Q 2019

36,3% of persons after release are employed before acquiring the status of unemployed

1,3 ths - registered vacancies as at 01.09.2019

1 ths people - had the status of unemployed as at 01.09.2019

Structure of the employed population



Structure of employed in enterprises

Manufacturing of machinery and equipment	29%
Other	17%
Energy	14%
Supply of steam, hot water and air conditioning	9%
Trade	9%
Transport	9%
Metallurgy	8%





ECONOMIC DATA

Kramatorsk is the center of heavy mechanical engineering of Ukraine.
The city's economy is diversified.

>10 ths

enterprises and entrepreneurs were registered in the Kramatorsk city council at the beginning of 2019

>3/4

enterprises are profitable

+1,4 ths

new business entities were registered in Kramatorsk in 2018

>2,2 bln UAH

is the average monthly volume of the industrial output sold*

>22 mln UAH

is the average monthly volume of services provided *

3,0

bln UAH is the amount of the retail trade turnover in 2018

+16,9%

over 6 months 2019**

508,9

mln UAH is the amount of construction works completed in 2018

+80%

over 6 months 2019**



Великий експортний потенціал
Понад 30% промислової продукції
експортується в 52 країни світу



EDUCATION, CULTURE, SPORTS

Educational institutions on the territory of Kramatorsk city council, 2019/2020 academic year (including inclusive classes):



34

preschool educational institutions



31

comprehensive educational institutions



5,7 ths

children attend preschools



17,5 ths

students study at comprehensive schools

Network of cultural institutions comprises:



4

houses of culture with over 1,7 ths seats



15

libraries with book stock of almost 800 ths copies



2

museums with a collection of over 25 ths exhibits



1

cinema



15

parks and public gardens

Sports infrastructure:



2

stadiums



1

pool of 400 m² area



2,5 ths places

public gyms and youth sports clubs of area of 12,5 ths m²



4 ha

outdoor sports complexes in residential areas (2 hectares – artificial football pitches; 2 hectares – anti-vandal training grounds)



HEALTH CARE

275,5 mln UAH is the amount expenditures envisaged in Kramatorsk city council budget in 2019 for updating the facilities of health care institutions.

A wide network of primary and secondary level healthcare institutions is operating in Kramatorsk:



17

local, regional and national health institutions



over

1000

beds for inpatient care



107

retail establishments for medicines



Information about health care centers



EDUCATION, CULTURE, SPORTS

Educational institutions on the territory of Kramatorsk city council, 2019/2020 academic year (including inclusive classes):



34

preschool educational institutions



31

comprehensive educational institutions



5,7 ths

children attend preschools



17,5 ths

students study at comprehensive schools

Network of cultural institutions comprises:



4

houses of culture with over 1,7 ths seats



15

libraries with book stock of almost 800 ths copies



2

museums with a collection of over 25 ths exhibits



1

cinema



15

parks and public gardens